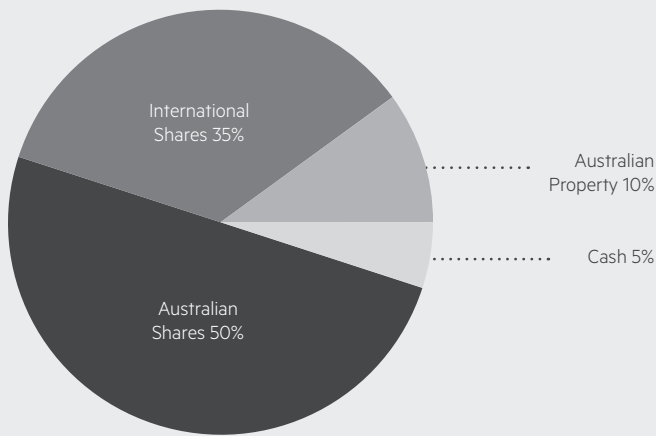


What is the risk/return profile of a High Growth Portfolio?

A High Growth Portfolio targets an asset allocation of 5% in secure assets, and 95% in growth assets:

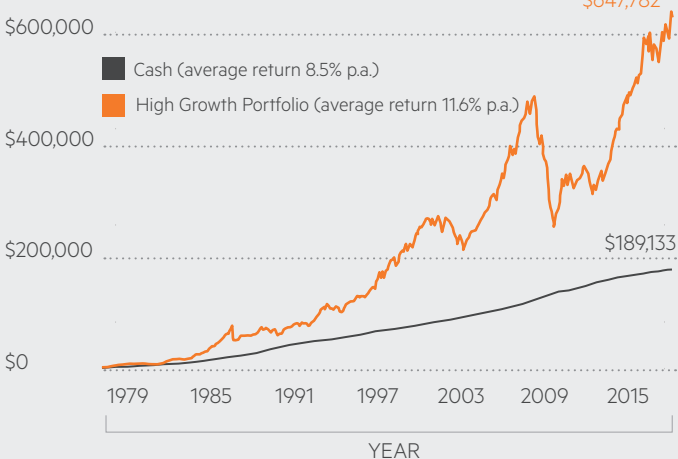


Recommended for investors who:

Understand and are comfortable with investment risk, and/or require high returns to meet their long term objectives

Return on \$10,000 investment on 1 Jan 1979 to 1 Jan 2017

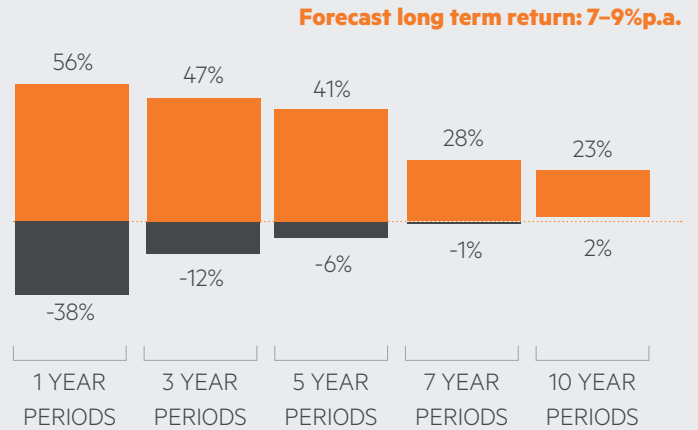
(income re-invested) Annual returns



Assumptions: These performance returns are based on composite asset class returns 1 January 1979 - 1 January 2017. Asset Class Indices: Australian Shares: S&P/ASX300 Accumulation Index. Australian Fixed Interest: UBS Australia Composite Bond All Maturities. International Shares: MSCI World Net Return \$A. Australian Property: S&P/ASX300 Property Accumulation Index. Cash: UBS Bank Bill Index. Assumes portfolios are re-balanced monthly back to strategic asset allocation. Performance figures assume re-investment of returns. *The forecast size of loss and recovery are indicative only, based on the worst-case investment performance achieved in the last 38 years to 1 January 2017. Past performance is not indicative of future performance.

Disclaimer: This information has been produced by Australian Unity Personal Financial Services Ltd (AUPFS) ABN 26 098 725 145, of 114 Albert Road, South Melbourne, VIC 3205, AFSL & Australian Credit Licence 234459. Any advice in this document is general advice only and does not take into account the objectives, financial situation or needs of any particular person. It does not represent legal, tax, or personal advice and should not be relied on as such. You should obtain financial advice relevant to your circumstances before making investment decisions. AUPFS is a registered tax (financial) adviser and any reference to tax advice contained in this document is incidental to the general financial advice it may contain. You should seek specialist advice from a tax professional to confirm the impact of this advice on your overall tax position. Nothing in this document represents an offer or solicitation in relation to securities or investments in any jurisdiction. Where a particular financial product is mentioned, you should consider the Product Disclosure Statement before making any decisions in relation to the product and we make no guarantees regarding future performance or in relation to any particular outcome. Whilst every care has been taken in the preparation of this information, it may not remain current after the date of publication and AUPFS and its related bodies corporate make no representation as to its accuracy or completeness. Published: February 2017 © Copyright 2017

Historical Range of Returns (per annum) Income re-invested



Key questions about risk

How often is this portfolio forecast to suffer a loss in a 12 month period? **Two years in every 10 years**

What is the forecast size of this loss? **38%***

How long is it forecast to take for the portfolio to recover from this loss? **49 months***

Could this portfolio experience two negative return years in a row? **Likely**

Note: Past performance is not indicative of future performance

Pros:

- High long term returns
- Provides high protection against inflation and taxation

Cons:

- High likelihood of a negative return over a 12 month period
- High variance in returns from year to year